

Steps to make NaCl / Rock Salt Molecular Model

I. Step to make first layer (Step 1 to step 8)


Step - 1




Step - 2




Step - 3



Step - 4




Step - 5




Step - 6





Step - 7




Step - 8

II. Step to make second layer from Step 9 to step 16


Step - 9




Step - 10



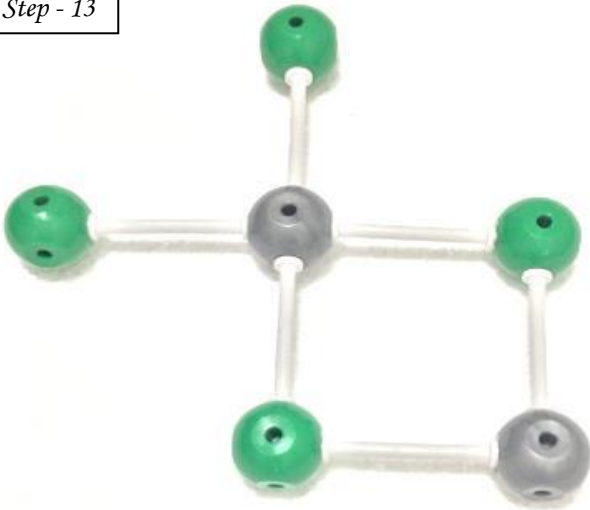
Step - 11





Step - 12




Step - 13




Step - 14



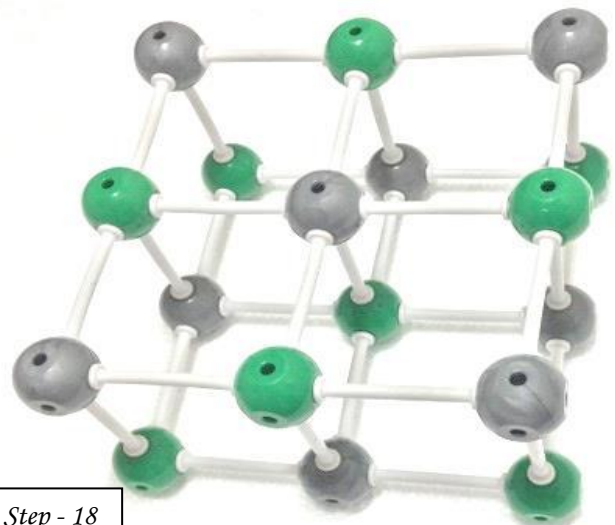
Step - 15



Step - 16




Step - 17



Step - 18

Step 3 : Now repeat Step 1 to step 8 to make third layer and placed first layer , second layer and third layer on each other and connect them to complete the model .

Step - 19



Step - 20

